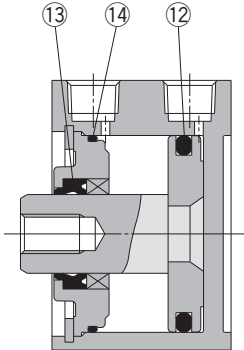


# Series CQ2

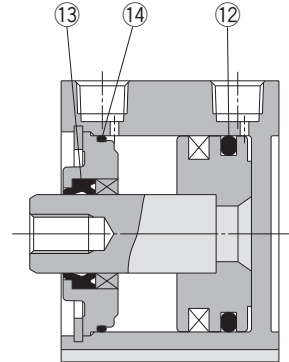
ø12, ø16, ø20, ø25, ø32  
ø40, ø50, ø63, ø80, ø100

Replacement  
Procedure is  
P.290

## Construction



Without auto switch



With auto switch

\* The numbers are the same as the "Construction" of the CQ2 series catalog (CAT.ES20-205).

### Seal Kit List

No.	Description	Material	Note
⑫	Piston seal	NBR	
⑬	Rod seal		
⑭	Gasket		

### Replacement Parts: Seal Kit

Bore size (mm)	Kit no.	Contents
<b>Pneumatic type</b>		
12	CQ2B12-PS	Set of left nos. ⑫, ⑬, ⑭.
16	CQ2B16-PS	
20	CQ2B20-PS	
25	CQ2B25-PS	
32	CQ2B32-PS	
40	CQ2B40-PS	
50	CQ2B50-PS	
63	CQ2B63-PS	
80	CQ2B80-PS	
100	CQ2B100-PS	

\* Seal kit includes ⑫, ⑬, ⑭. Order the seal kit, based on each bore size.

\* Since the seal kit does not include a grease pack, order it separately.

**Grease pack part no.: GR-S-010** (10 g)

### Air-hydro type

20	CQ2BH20-PS	Set of left nos. ⑫, ⑬, ⑭.
25	CQ2BH25-PS	
32	CQ2BH32-PS	
40	CQ2BH40-PS	
50	CQ2BH50-PS	
63	CQ2BH63-PS	
80	CQ2BH80-PS	
100	CQ2BH100-PS	

\* Seal kit includes ⑫, ⑬, ⑭. Order the seal kit, based on each bore size.

\* Since the seal kit does not include a grease pack, order it separately.

**Grease pack part no.: GR-S-010** (10 g)

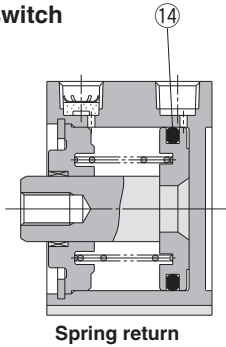
# Series CQ2

ø12, ø16, ø20, ø25  
ø32, ø40, ø50

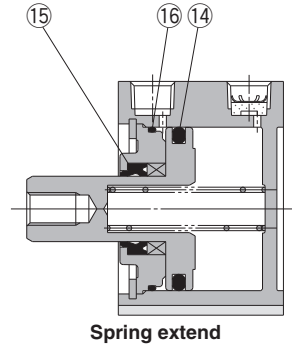
Replacement  
Procedure is  
P.290

## Construction

### Without auto switch

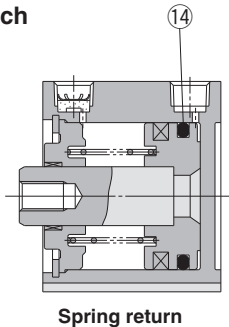


Spring return

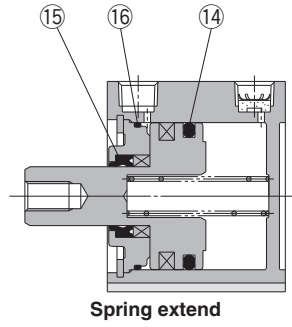


Spring extend

### With auto switch



Spring return



Spring extend

\* The numbers are the same as the "Construction" of the CQ2 series catalog (CAT.ES20-205).

### Seal Kit List

No.	Description	Material	Note
14	Piston seal	NBR	
15	Rod seal		
16	Gasket		

### Replacement Parts: Seal Kit

Bore size (mm)	Kit no.	Contents
<b>Single acting, spring return</b>		
12	CQ2B12-S-PS	Left no. 14.
16	CQ2B16-S-PS	
20	CQ2B20-S-PS	
25	CQ2B25-S-PS	
32	CQ2B32-S-PS	
40	CQ2B40-S-PS	
50	CQ2B50-S-PS	

\* Seal kit includes 14. Order the seal kit, based on each bore size.

\* Since the seal kit does not include a grease pack, order it separately.

**Grease pack part no.: GR-S-010 (10 g)**

### Single acting, spring extend

12	CQ2B12-T-PS	Set of left nos. 14, 15, 16.
16	CQ2B16-T-PS	
20	CQ2B20-T-PS	
25	CQ2B25-T-PS	
32	CQ2B32-T-PS	
40	CQ2B40-T-PS	
50	CQ2B50-T-PS	

\* Seal kit includes 14, 15, 16. Order the seal kit, based on each bore size.

\* Since the seal kit does not include a grease pack, order it separately.

**Grease pack part no.: GR-S-010 (10 g)**

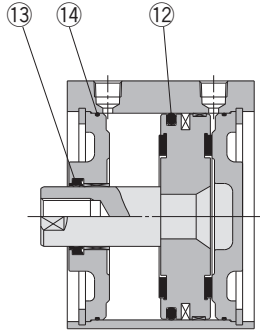
# Series CQ2

ø125, ø140, ø160  
ø180, ø200

Replacement  
Procedure is  
P.290

## Construction

### Standard



\* The numbers are the same as the "Construction" of the CQ2 series catalog (CAT.ES20-205).

### Seal Kit List

No.	Description	Material	Note
12	Piston seal	NBR	
13	Rod seal		
14	Tube gasket		

### Replacement Parts: Seal Kit

Bore size (mm)	Kit no.	Contents
125	CQ2B125-PS	Set of left nos. 12, 13, 14.
140	CQ2B140-PS	
160	CQ2B160-PS	
180	CQ2B180-PS	
200	CQ2B200-PS	

\* Seal kit includes 12, 13, 14. Order the seal kit, based on each bore size.

\* Since the seal kit does not include a grease pack, order it separately.

**Grease pack part no.: GR-S-010** (10 g)

### Retaining Ring Installation/Removal

#### ⚠ Caution

1. For installation and removal, use an appropriate pair of pliers (tool for installing a C retaining ring).
2. Even if a proper plier (tool for installing a C retaining ring) is used, it is likely to inflict damage to a human body or peripheral equipment, as a retaining ring may be flown out of the tip of a plier (tool for installing a C retaining ring). Be much careful with the popping of a retaining ring. Besides, be certain that a retaining ring is placed firmly into the groove of rod cover before supplying air at the time of installment.

Actuators

Modular F.R.L.  
Pressure Control Equipment

Air Preparation  
Equipment

Industrial Filters

Replacement  
Procedure

Actuators

Modular F.R.L.  
Pressure Control Equipment

Industrial Filters


# Series CQ2

ø32, ø40, ø50  
ø63, ø80, ø100

Replacement  
Procedure is  
P.290

## Construction

### Standard



\* The numbers are the same as the "Construction" of the CQ2 series catalog (CAT.ES20-205).

### Seal Kit List

No.	Description	Material	Note
14	Rod seal	NBR	
15	Piston seal		
16	Tube gasket		

### Replacement Parts: Seal Kit

Bore size (mm)	Kit no.	Contents
32	CQ2A32-L-PS	Set of left nos. 14, 15, 16.
40	CQ2A40-L-PS	
50	CQ2A50-L-PS	
63	CQ2A63-L-PS	
80	CQ2A80-L-PS	
100	CQ2A100-L-PS	

\* Seal kit includes 14, 15, 16. Order the seal kit, based on each bore size.

\* Since the seal kit does not include a grease pack, order it separately.

**Grease pack part no.:** GR-S-010 (10 g)

### Retaining Ring Installation/Removal

## ⚠ Caution

1. For installation and removal, use an appropriate pair of pliers (tool for installing a C retaining ring).
2. Even if a proper plier (tool for installing a C retaining ring) is used, it is likely to inflict damage to a human body or peripheral equipment, as a retaining ring may be flown out of the tip of a plier (tool for installing a C retaining ring). Be much careful with the popping of a retaining ring. Besides, be certain that a retaining ring is placed firmly into the groove of rod cover before supplying air at the time of installment.

Actuators

Modular F.R.L.  
Pressure Control Equipment

Air Preparation  
Equipment

Industrial Filters

Replacement  
Procedure

Actuators

Modular F.R.L.  
Pressure Control Equipment

Industrial Filters

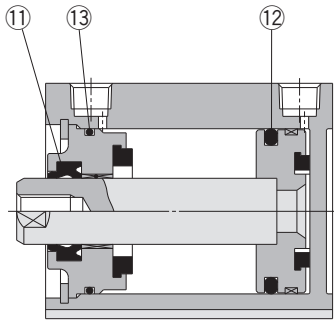
# Series CQ2

ø32, ø40, ø50  
ø63, ø80, ø100

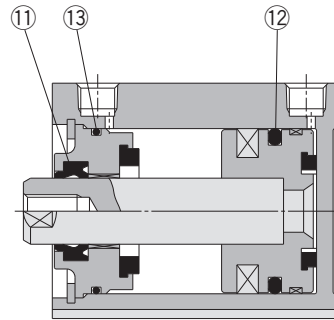


## Construction

### Standard



Without auto switch



With auto switch

\* The numbers are the same as the "Construction" of the CQ2 series catalog (CAT.ES20-205).

### Seal Kit List

No.	Description	Material	Note
①	Rod seal	NBR	
②	Piston seal		
③	Tube gasket		

### Replacement Parts: Seal Kit

Bore size (mm)	Kit no.	Contents
32	CQ2B32-PS	Set of left nos. ①, ②, ③.
40	CQ2B40-PS	
50	CQ2B50-PS	
63	CQ2B63-PS	
80	CQ2B80-PS	
100	CQ2B100-PS	

\* Seal kit includes ①, ②, ③. Order the seal kit, based on each bore size.

\* Since the seal kit does not include a grease pack, order it separately.

**Grease pack part no.: GR-S-010 (10 g)**

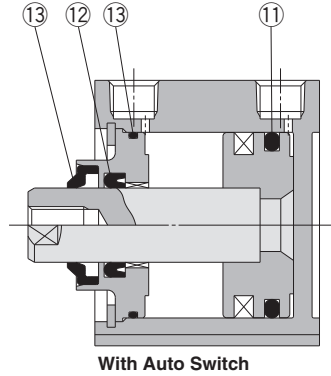
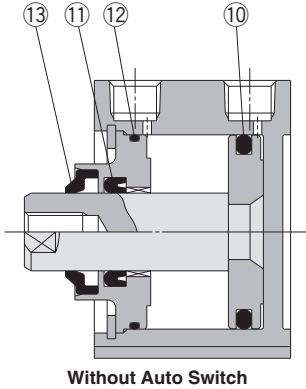
# Series CQ2

ø20, ø25, ø32, ø40  
ø50, ø63, ø80, ø100

Replacement  
Procedure is  
P.290

## Construction

### Standard (ø40 to ø100)



\* The numbers are the same as the "Construction" of the CQ2 series catalog (CAT.ES20-205).

### Seal Kit List

No.	Description	Material	Note
⑩	Piston seal	R: NBR	
		V: FKM	
⑪	Rod seal	R: NBR	
		V: FKM	
⑫	Tube gasket	R: NBR	
		V: FKM	
13	Rod scraper	R: NBR	
		V: FKM	

\* R: NBR seal (Nitrile rubber)  
V: FKM seal (Fluororubber)

**13 is a non-replaceable part, so it is not included in the seal kit.**

### Replacement Parts: Seal Kit

Bore size (mm)	Kit no.		Contents
	R: NBR	R: NBR	
20	CQ2B20R-PS	CQ2B20V-PS	Set of left nos. ⑩, ⑪, ⑫.
25	CQ2B25R-PS	CQ2B25V-PS	
32	CQ2B32R-PS	CQ2B32V-PS	
40	CQ2B40R-PS	CQ2B40V-PS	
50	CQ2B50R-PS	CQ2B50V-PS	
63	CQ2B63R-PS	CQ2B63V-PS	
80	CQ2B80R-PS	CQ2B80V-PS	
100	CQ2B100R-PS	CQ2B100V-PS	

\* Seal kit includes ⑩, ⑪, ⑫. Order the seal kit, based on each bore size.

\* Since the seal kit does not include a grease pack, order it separately.

**Grease pack part no.: GR-S-010 (10 g)**