

Series CY1L

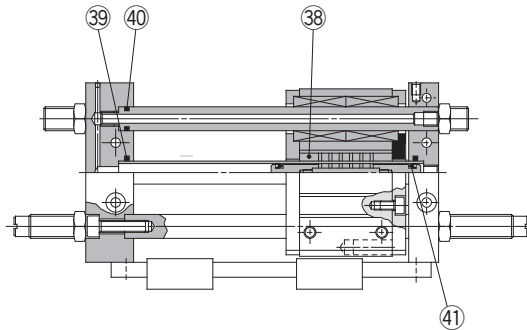
ø6, ø10, ø15, ø20
ø25, ø32, ø40

Replacement
Procedure is
P.318

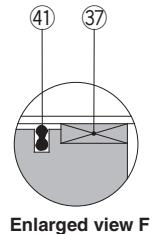
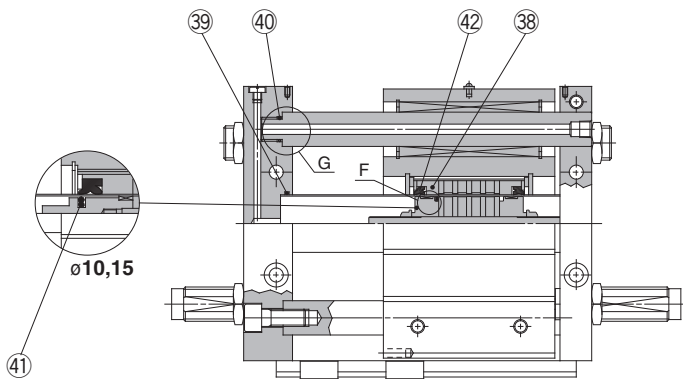
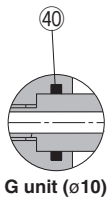
Construction

Slider type, ball bushing bearing

CY1L6



CY1L10 to 40



* The numbers are the same as the "Construction" of the Best Pneumatics No.2 Series CY1L.

Seal Kit List

No.	Description	Material	Note
37	Wear ring A	Special resin	ø6, ø10: Not available
38	Wear ring B	Special resin	
39	Cylinder tube gasket	NBR	
40	Guide shaft gasket	NBR	
41	Piston seal	NBR	
42	Scraper	NBR	ø6: Not available

Replacement Parts: Seal Kit

Bore size (mm)	Kit no.	Contents
6	CY1S6-PS-N	Set of left nos. 38, 39, 40, 41
10	CY1L10-PS-N	Set of left nos. 38, 39, 40, 41, 42
15	CY1L15-PS-N	Set of left nos. 37, 38, 39, 40, 41, 42
20	CY1L20-PS-N	
25	CY1L25-PS-N	
32	CY1L32-PS-N	
40	CY1L40-PS-N	

Note 1) Seal kit includes 38 to 41 for ø6. 38 to 42 are for ø10. 37 to 42 are for ø15 to ø40. Order the seal kit, based on each bore size.

Note 2) ø6 are the same as for CY1S6.

Note 3) For wear ring A of ø10, please consult with SMC.

* Seal kit includes a grease pack (ø6, ø10: 5 and 10 g, ø15 to ø40: 10 g). Order with the following part number when only the grease pack is needed.

Grease pack part no. for ø6, ø10: GR-F-005 (5 g) for external sliding parts,
GR-S-010 (10 g) for tube interior
Grease pack part no. for ø15 to ø40: GR-S-010 (10 g)