

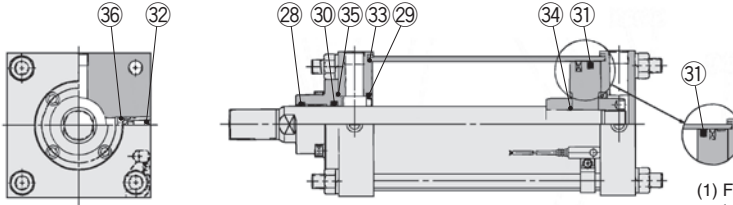
Series CDS1

ø125, ø140, ø160
ø180, ø200

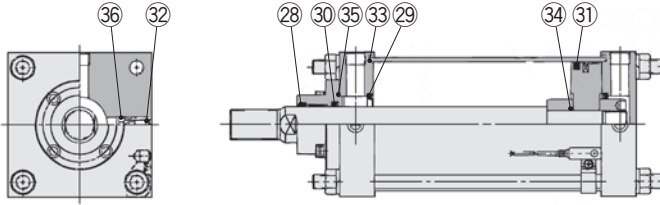
Replacement
Procedure is
P.287

Construction

Lube 1, 2

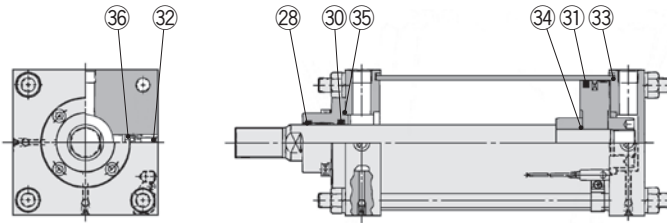


Non-lube



- (1) Foot style: Rod side flange style
In the case of ø125, ø140
1001 to 1400 st
In the case of ø160
1201 to 1400 st
(2) In the case of ø180, ø200
(1), (2): Non-lube type is used.

Air-hydro: ø125, ø140, ø160 only



* The numbers are the same as the "Construction" of the Best Pneumatics No.2 Series CS1.

Seal Kit List

No.	Description	Material	Note
28	Wiper ring	NBR	29, 34 and 36 are non-replaceable parts, so they are not included in the seal kit.
29	Cushion seal		
30	Rod seal		
31	Piston seal		
32	Valve seal		
33	Tube gasket		
34	Piston gasket		
35	Retaining plate gasket		
36	Guide gasket		

Replacement Parts: Seal Kit

Bore size (mm)	Kit no.	Contents
Lube (1)		
125	CS1-125A-PS	Component part numbers: 28, 30, 31, 32, 33, 35.
140	CS1-140A-PS	
160	CS1-160A-PS	
180	CDS1-180A-PS	
200	CDS1-200A-PS	
Non-lube		
125	CS1N125A-PS	Component part numbers: 28, 30, 31, 32, 33, 35.
140	CS1N140A-PS	
160	CS1N160A-PS	
180	CS1N180A-PS	
200	CS1N200A-PS	
Lube (2) ^(note)		
125	CDS1L125A-PS	Component part numbers: 28, 30, 31, 32, 33, 35.
140	CDS1L140A-PS	
160	CDS1L160A-PS	

* Seal kit includes a grease pack (ø125 to 160: 40 g, ø180 and 200: 50 g). Order with the following part number when only the grease pack is needed.

Grease pack part no.: GR-S-010 (10 g), GR-S-020 (20 g)

(note) Foot style, Rod side flange style: ø125, ø140: 1001 to 1400 stroke, ø160: 1201 to 1400 stroke.

Air-hydro

Bore size (mm)	Kit no.	Contents
125	CS1H125A-PS	Component part numbers: 28, 30, 31, 32, 33, 35.
140	CS1H140A-PS	
160	CS1H160A-PS	